



# INDIAN SCHOOL SOHAR

Examination guidelines for  
Parents & Students  
Class X-(PA –II)  
&  
Class XII (Term – II )



26.10.2020

# Time Table

Reading Time	Writing Time	Uploading Time
9.00 a.m. to 9. 15 a.m.	9.15 a.m. to 12.15 p.m.	12.15 p.m. to 1.00 p.m.

DATE	DAY	SUBJECTS		
		X	XII (Science)	XII (Commerce)
16/11/2020	Monday	---	Physics	Business Studies
17/11/2020	Tuesday	Science	---	---
18/11/2020	Wednesday	---	Chemistry	Accountancy
19/11/2020	Thursday	English	---	---
21/11/2020	Saturday	---	English	English
22/11/2020	Sunday	Social Science	---	---
23/11/2020	Monday	---	Mathematics	Mathematics
24/11/2020	Tuesday	Hindi/Ara/Mal	---	---
25/11/2020	Wednesday	---	IP/C.Sc/PE	IP/C.Sc/PE
26/11/2020	Thursday	Mathematics	---	---
28/11/2020	Saturday	---	Biology	Economics/EPS

## FORMAT OF THE QUESTION PAPER

Question paper format for both class X & XII will be as per the new sample papers issued by the CBSE recently.

Note :- There will be only one question paper in the form of an assignment.

**\* No separate A & B parts.**

## HOW TO START THE EXAMINATION ?

- ❖ Subject teachers will send Google Meet link to all the students, one day prior to the examination by 11.00 a.m.
- ❖ Students must join Google meet by 8:40 a.m. - 10 minutes prior to the issue of question paper.
- ❖ Examination will be proctored and recorded. So, it will be mandatory to keep the video continuously in the “ON” position.
- ❖ Students will be monitored by the team of teachers and IT In-charges.
- ❖ Parents are requested to ensure steady internet connection through out the examination.

# Question paper

- The single question paper will be in the form of an assignment.
- The question paper can be accessed by the students in two ways :-
- a) Through the E-mail as an assignment. The student can access it and view the question paper. OR
- b) A link will be pasted by the subject teacher in the chat box in the Google Meet. Students can click the link and directly view the paper.
- Students will receive question paper through their **registered school Email id** or they can view directly through the link given.

# ANSWER SHEET

- All the answers must be written in A4 size ruled papers.
- Read the question paper carefully during the reading time.
- Write neatly and pay attention to the overall presentation of the answer sheet.
- Attempt all the questions.
- Write the question numbers clearly and then write the answers.
- Students must complete the paper within the stipulated writing time. ( 12:15 p.m.)
- After 12:15 p.m. only uploading work will be done.

# How to upload answers ?

1. Write your answers in A4 size ruled sheets.

2. Take CLEAR photo or Scan each sheet of your answer sheet.

3. Ensure that image is complete, clear, high resolution and in portrait orientation

4. Save in your computer and upload in your classroom

Before taking photo check the details on each page of answer sheet

Please refer to the tutorial **“Guidelines for uploading answer sheets”**

# How to upload answers ?

- On the right side in the circle write page number on each page.
- Only use blue pen.
- All original sheets subject wise should be kept in a folder at home, subject to submission , if required by the school.



# Answer sheet format

Total number of pages

INDIAN SCHOOL SOHAR  
R. no:            Total No of Pages: 8  
GR no:           Student's Name:  
Class/Sec :      Subject: 1  
Date:

Page number

2

Page number

Front page of the answer sheet

Back page of the answer sheet

Note: Parents should sign an undertaking on the last page of the answer sheet

# Mobile Apps for Scanning


Mobile Apps for scanning :

- Adobe Scan
- Cam Scanner
- Notebloc

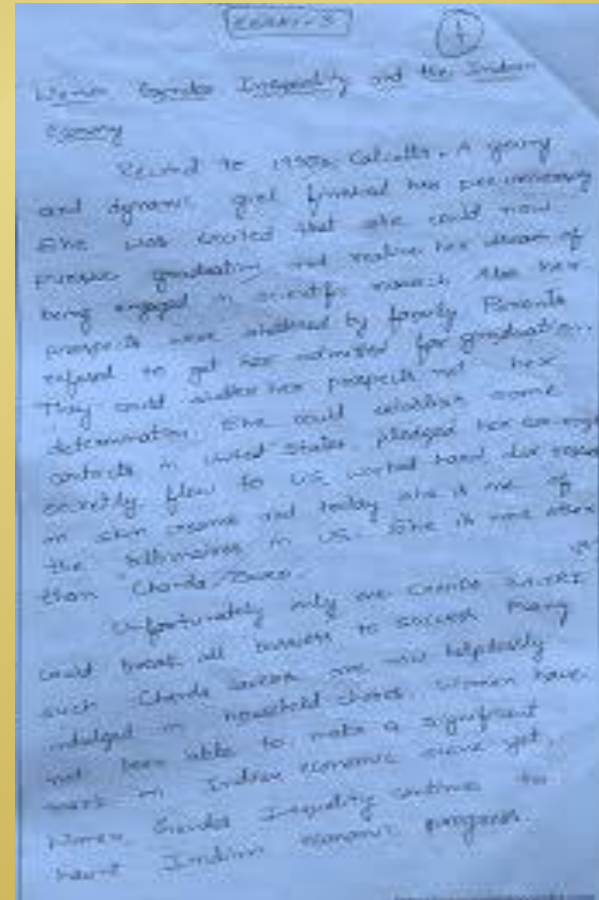
OR

Any other PDF scanning application.

# Incorrect Images



Cross clicked images



Bad resolution image



# Incorrect Images

Day 4 of Quarantine.  
Wow that's all I can say. My emotions are  
ranging from sadness to fear to anger.  
Sadness that I will not be permitted  
to be at the hospital when Lisa gives  
birth. I will not hold my grand baby in my arms  
for a long time. This weighed down my heart.  
Fear of the virus for common diseases  
I'm susceptible to the baby & others. Fear  
for my friends who are on the front  
lines.  
Anger that this is even happening  
anger that I'll have some people who  
refuse to do what is necessary.  
Hopeful that Gary will survive!  
He is the love of my life and all I want  
to do is keep him safe with me.

Written by pencil



BIOLOGY (04) CLASS-XII

Section-D

Q5) a) 1 → Natality (B)  
2 → Immigration (I)  
3 → Mortality (D)  
4 → Emigration (E)

$$N_{t+1} = N_t + \{ (B+I) - (D+E) \}$$

b) Determining the total no. of individuals in  
a population is best method but sometimes it is  
cumbersome.

i) measuring per cent cover or biomass ✓  
e.g. In an area with 200 ferns and 100  
A single banyan tree, the latter produces more  
biomass

ii) determining relative densities  
e.g. no. of fishes present per trap in a river.

iii) Indirect method (without actually calculating or  
counting them)

Blur, illegible, page  
number not marked.



48473  
+73602  

---

122075

No. of more books senior library has than junior  
 $73602 - 48473 = 24929$

$8285912$   
 $-48473$   

---

24929

C) No. of turnover in an industry = 4.37  
No. of expenses = 6,62,509  
No. of Profit = 98,37,204 - 6,62,509  
 $9837204$   
 $-662509$   

---

9174695

D) Amount of jewellery = 74,81,207  
Amount of on repairing = 67,431  
Amount she lost and gained =  
Amount she sold = 85,40,500  
Amount she lost = 74,81,207 + 67,431 = 85,48,638  
 $8540500$   
 $-8548638$   

---

8541862

Incomplete image




# Correct Image

INDIAN SCHOOL SOHAR ①

Roll No. : 5 Total No. of Pages: 8  
GR No. : 11111 Name: Sudarshan Gupta.  
Class-Sec: 8-A Subject: Mathematics.  
Date: 05/09/2020

Q1. Android applications can be developed using Android OS. Android is an open source, Linux based software stack created for a wide array of devices and form factors. The diagram is of major components of Android platform:

```
graph TD; A[System Apps (Dialer, Email)] --> B[Java API Framework  
Content Providers, View System, Managers]; B --> C[Native C/C++ Libraries (OpenGL)  
Android Runtime (ART), Core Libraries.]; C --> D[Hardware Abstraction Layer (HAL)  
Audio, Bluetooth, Camera, Sensors.]; D --> E[Linux kernel.];
```



# Procedure for submission

- Google Classroom submission (students must upload clear and high resolution images of all pages of the answer sheet or PDF in the Google classroom through assignment)
- In case of any problem during uploading, please inform your invigilator and IT in-charge, who will be with you in the Meet.
- If you can not upload the images of answer sheet, send through email with all the attachments to your subject teacher as a precautionary measure, within the stipulated time.

# Parent's Undertaking

I here by declare that my ward

\_\_\_\_\_ (Name) has completed  
\_\_\_\_\_ (subject) examination held on  
\_\_\_\_\_ (date) under my supervision.

Parent's Name:

Parent's Signature:

Note: End of the answer sheet Parent's undertaking and signature should be there.



Believe in  
yourself and you can  
achieve anything.  
Good luck  
on your exams!



Thank you